



IMMUNOHISTOCHEMISTRY BROCHURE

Distributed by:

CliniSciences Group



ScyTek Laboratories
Copyright ©

Distributed by:
CliniSciences Group

[contents]

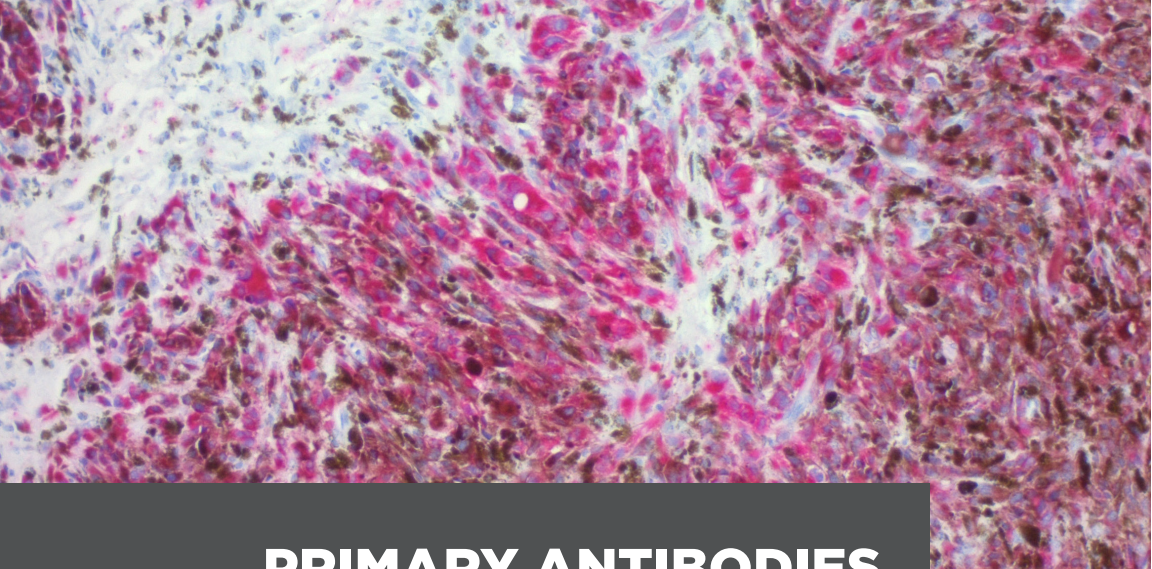
Primary Antibodies	[1]
2-Step Polymer Reagents and Kits	[3]
3-Step Biotin/Streptavidin Reagents and Kits	[5]
Chromogens/Substrate Solutions and Kits	[7]
Ancillaries	[9]
Mouse to Mouse Reagents and Kits	[11]

Introduction

Immunohistochemistry (IHC) is a method for detecting specific antigens present on tissues through the use of purified antibodies and chromogen detection systems. The IHC staining process can seem complex and requires many different standardized reagents and ancillaries. As experts in IHC, ScyTek Laboratories can provide the optimal set of reagents for your specific needs. We offer traditional methods, such as streptavidin-biotin systems, as well as more sensitive and modern options, such as secondary polymers.

Distributed by:


CliniSciences Group



PRIMARY ANTIBODIES

ScyTek Laboratories offers over **500** antibodies for immunohistochemistry. We're confident we can provide you with the right antibody for your experiment. Offerings include:

- Mouse or Rabbit. Polyclonal and Monoclonal.
- Both pre-dilute/ready-to-use and concentrated format
- Concentrated sizes available as 0.1ml or 1ml
- Ready-to-use sizes available up to 1L
- Validation data, technical support, and guarantee of performance



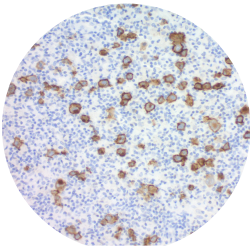
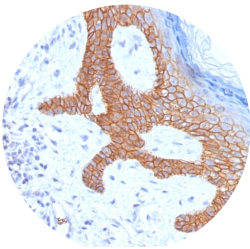
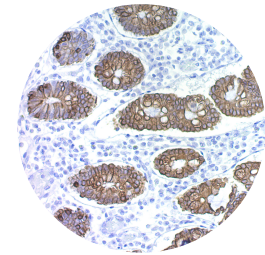
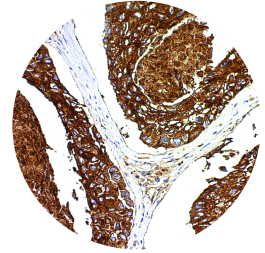
Availability	Sizes	Format
“A” Antibodies (Item#: A00XXX)	RTU: 2mls, 7mls, 25mls Concentrate: 0.1ml, 1ml	RTU and Concentrate
“RA” Antibodies (Item#: RA00XXX)	0.5 mls, 1 ml	Concentrate only

RTU: Ready-to-use, X: Any number

Distributed by:
CliniSciences Group

OUR MOST PROMINENT PRIMARY ANTIBODIES

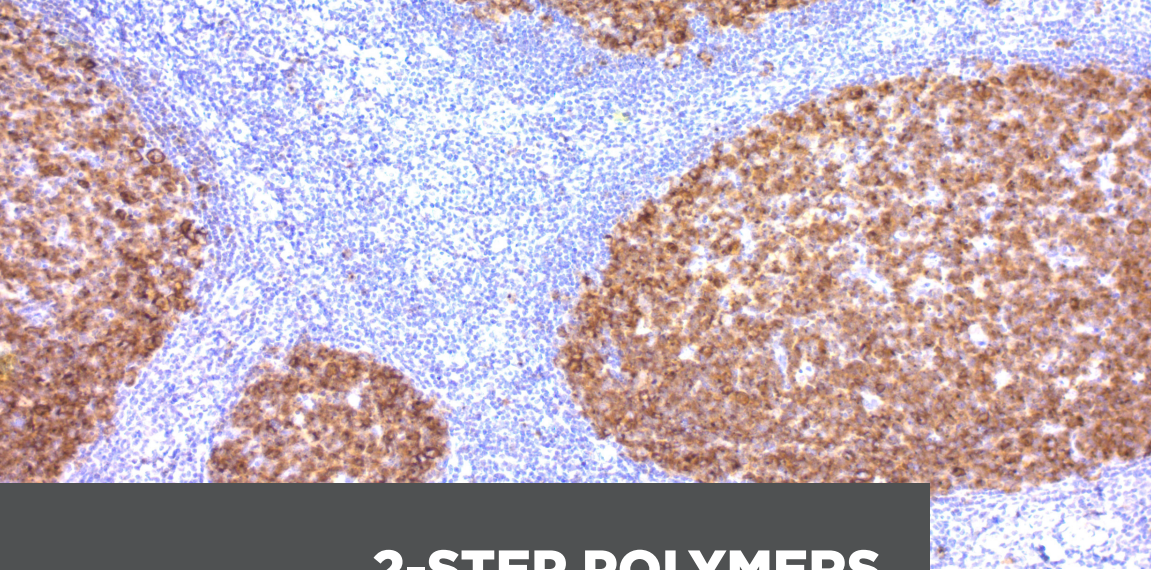
Antibody Description	Item #
CD20, B-Cell; Clone L26	A00003
CD3, T-Cell; Polyclonal (Rabbit)	A00030
Cytokeratin 7; Clone OV-TL12/30	A00142
S-100; Polyclonal (Rabbit)	A00036
Epithelial Membrane Antigen; Clone E29	A00008
Ki-67 Antigen; Polyclonal	A00095
CD45, Leucocyte Common Antigen(LCA); Clones PD7/26 & 2B11	A00017
Desmin; Clone D33	A00007
Actin, Alpha-Smooth Muscle; Clone1A4	A00002
c-erbB-2 Oncoprotein; Clone SP3	A00100
Cytokeratin, Pan; Clones AE1 & AE3	A00152
MIC2 Gene Protein, CD99; Clone HO36-1.1	A00044



Research Use Only Antibodies	Item #
CD56 / NCAM1 / NKH1 (Neuronal Cell Marker); Clone 123A8 (56C04)	RA0238
p53 Tumor Suppressor Protein; Clone BP53-12 & DO-7	RA0321
MUC2 (Mucin 2); Clone CCP58	RA0219
Caldesmon, HMW (h-Caldesmon) (Smooth Muscle Marker); Clone h-CALD	RA0028
CDX2 (GI Epithelial Marker); Clone CDX2/1690	RA0480
Chromogranin A / CHGA (Neuroendocrine Marker); Clone LK2H10, PHE5 & CGA/414	RA0095
PDCD1 / PD1 / CD279 (Programmed Cell Death 1); Clone NAT105	RA0254
CD117/c-Kit (Marker for Gastrointestinal Stromal Tumors); Clone C117/370	RA0168
Ksp-Cadherin (Kidney-Specific Cadherin) / CDH16; Clone CDH16/1532R	RA0470
Complement 4d (C4d) (Acute Humoral Rejection Marker); CloneC4D204	RA0025

Distributed by:

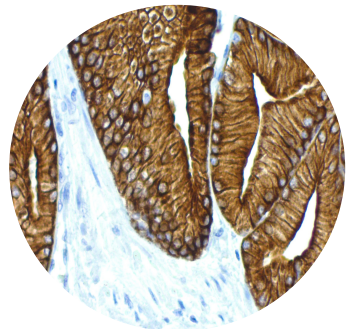
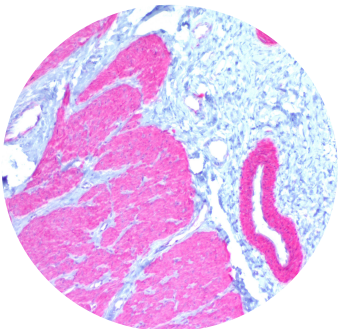
CliniSciences Group



2-STEP POLYMERS

Save time and energy spent on 3-step IHC processes by using modern 2-step Polymer reagents. Our polymer detection reagents are more sensitive than traditional methods and come in both rabbit and mouse specific formats. Offerings include:

- Mouse, Rabbit, and Polyvalent
- Both HRP and Alk-Phos conjugation
- Full IHC Kits containing Polymers
- Wide range of volumes and kit configurations offered



Distributed by:

CliniSciences Group

Single Polymer Solutions

Description	Item Code:
CRF Anti-Polyvalent HRP Polymer	ABZ
PolyTek Anti-Mouse Polymerized Alk-Phos	PAT
PolyTek, Anti-Mouse Polymerized HRP	PAM
PolyTek, Anti-Rabbit Polymerized HRP	PAR
PolyTek, Anti-Rabbit Polymerized Alk-Phos	PAL

Kits Offered:

	<i>Item #:</i>	<i># of Slides</i>
--	-----------------------	---------------------------

CRF Anti-Polyvalent HRP Polymer (DAB) Stain Kit <i>Contents: Peroxide Block 8ml, Super Block 8ml, HRP Polymer 8ml, DAB Substrate 7 x 5ml, DAB Chromogen 3ml.</i>	CPH080	80
---	--------	----

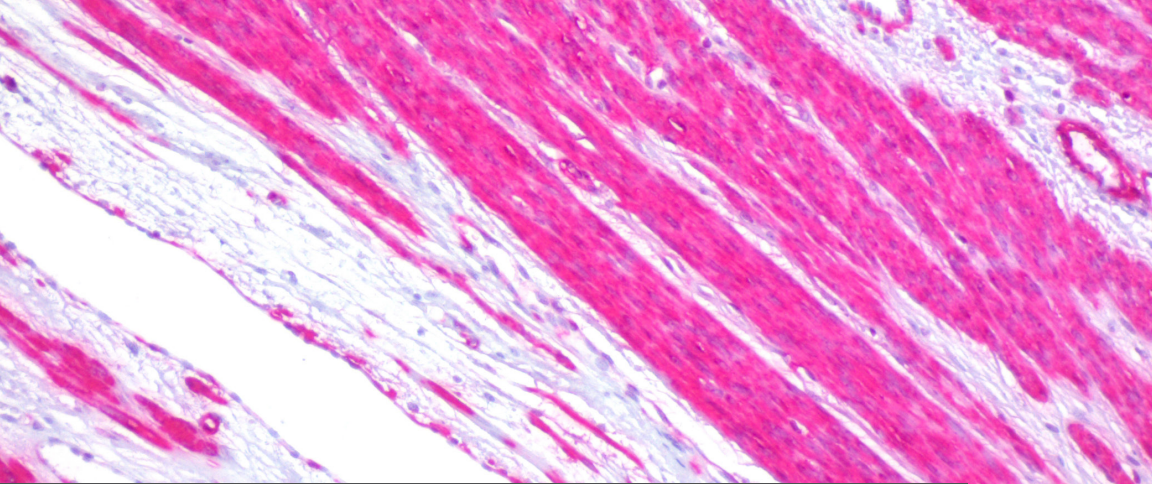
CRF Anti-Polyvalent HRP Polymer (DAB) Lab Pack <i>Contents: Super Block, Anti-Polyvalent HRP Polymer, DAB Substrate, DAB Chromogen</i>	CPP125 CPP500 CPP999	1,250 5,000 10,000
---	----------------------------	--------------------------

PolyTek HRP Anti-Rabbit Polymerized Imaging System <i>Contents: Peroxide Block for Image Analysis - 1 x 8ml - ADA008 Super Block - 1 x 8ml - AAA008 CRF Anti-Rabbit HRP - 1 x 8ml PAR008 DAB Chromogen - 1 x 3ml - ACB003 DAB Substrate (High Contrast) - 8 x 5ml - ACU005</i>	PIP080	70
---	--------	----

PolyTek Anti-Mouse (DAB) Polymerized HRP Imaging System <i>Contents: Peroxide Block for Image Analysis - 1 x 8ml - ADA008 Super Block - 1 x 8ml - AAA008 CRF Anti-Mouse HRP - 1 x 8ml - PAM008 DAB Chromogen - 1 x 3ml - ACB003 DAB Substrate (High Contrast) - 8 x 5ml - ACU005</i>	PIR080	70
---	--------	----

Distributed by:

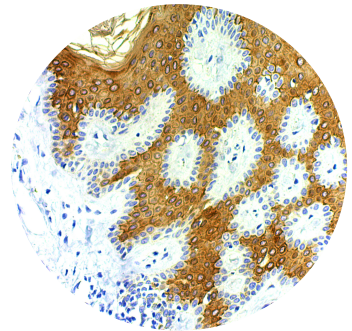
CliniSciences Group



STREPTAVIDIN/BIOTIN SYSTEMS

These reagents are for those who prefer the more traditional and economical method of staining. There are several choices of species and concentrations of biotinylated secondaries for your IHC procedure. Offerings include:

- Anti-Mouse, Anti-Rabbit, Anti-Human, and Anti-Goat for secondary antibodies
- Combined specificity reagents known as 'Polyvalent'
- Alk-Phos and HRP enzymes



Differing formats of these systems are offered at respective prices, allowing users to choose more economical options while still achieving excellent results through slightly longer staining times.

	(standard sensitivity)	(higher sensitivity)	(highest sensitivity)
Suggested Staining Time (Minutes):	30	20	10

Distributed by:

CliniSciences Group

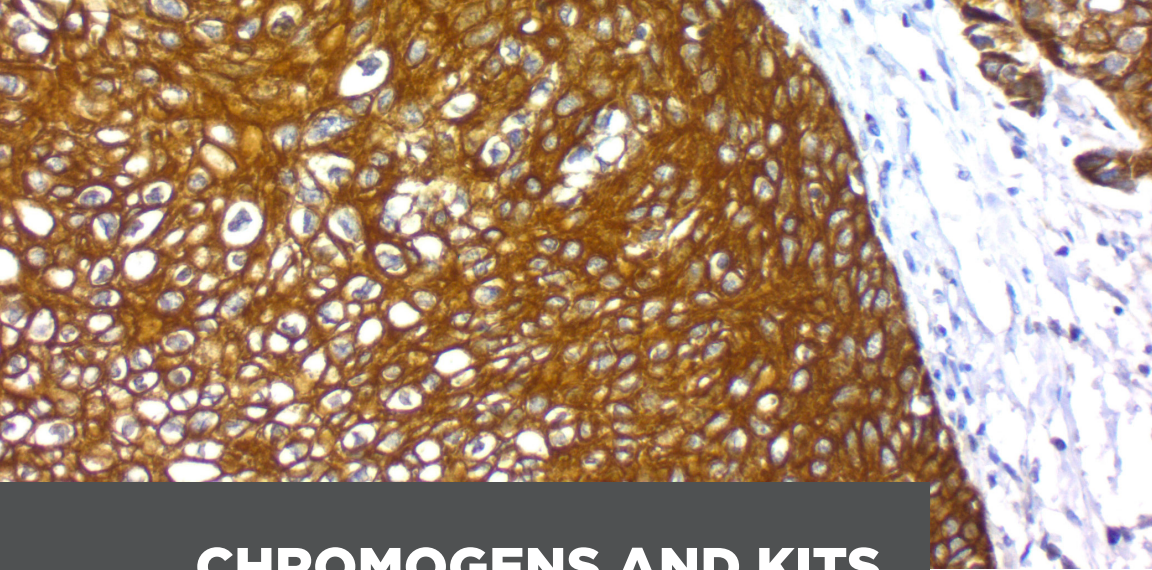
Streptavidin/Biotin Kit Examples:

	Description	Item #	Slides
Red	UltraTek HRP Anti-Polyvalent (DAB) Staining System	AMF080	70
	UltraTek HRP Anti-Polyvalent Staining System	AFN600	500
	UltraTek HRP Anti-Polyvalent Lab Pack	UHP125	1,250
	UltraTek Complete HRP Anti-Polyvalent (DAB) Staining System	UCS125	1,250
	UltraTek Alk-Phos Anti-Mouse (Permanent Red) Staining System	AET080	70
	UltraTek Alk-Phos Anti-Mouse Lab Pack	UAM125	1,250
	UltraTek Alk-Phos Anti-Rabbit (Permanent Red) Staining System	AME080	70
	UltraTek Alk-Phos Anti-Rabbit Staining System	AFM600	500
	UltraTek HRP Anti-Polyvalent (AEC) Staining System	AMG080	70
Orange	SensiTek HRP Anti-Polyvalent Lab Pack	SHP125	1,250
	SensiTek HRP Anti-Polyvalent (DAB) Staining System	AEM080	70
	SensiTek Alk-Phos Anti-Polyvalent (Permanent Red) Staining System	AES080	70
	SensiTek Alk-Phos Anti-Rabbit Staining System	AFF600	500
	SensiTek HRP Anti-Mouse Staining System	AFA600	500
	SensiTek HRP Anti-Rabbit (AEC) Staining System	AEJ080	70
Green	EconoTek HRP Anti-Polyvalent (DAB)	AEX080	70
	EconoTek Alk-Phos Anti-Polyvalent Lab Pack	EAP125	1,250
	EconoTek HRP Anti-Polyvalent Lab Pack	EHP125	1,250

A substantial amount of individual reagents and kit sizes/combinations are available. Please visit website or contact us for entire list of offerings.

Distributed by:

CliniSciences Group

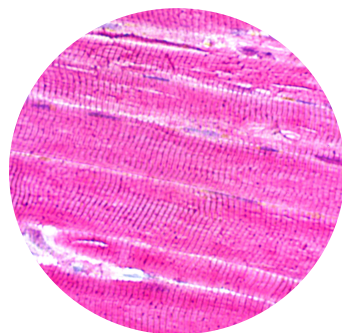


CHROMOGENS AND KITS

One key strength is our ability to provide most IHC reagents in several different combined kit formats at several different sizes. This flexibility, along with offering nearly any size of individual reagent, allows us to cater to your specific needs and requirements. Thousands of liters per year of ScyTek's premium DAB chromogen/substrate solutions are used by clinicians and researchers around the world.

Offerings include:

- Kits containing most reagents needed for IHC – link, label, chromogen/substrate, and counterstain
- Bulk chromogen/substrate Kits
- Standard DAB, Permanent Red, and AEC options
- BCIP NBT and other colors
- Standard and high sensitivity options



Distributed by:

CliniSciences Group

Popular DAB Kits containing substrate and chromogen

	Description	Item #	# of Slides*
Standard	DAB Chromogen/Substrate	ACH500	500
	DAB Chromogen/Substrate Bulk pack	ACK500 ACK999	5,000 1,000
High	DAB Chromogen/Substrate Bulk Pack (High Contrast)	ACV500 ACV999	5,000
	DAB Chromogen/Substrate Kit (High Contrast)	ACT500	500

*Slides stained based on a 100µl basis per slide

Description	Item #:	# of Slides
Permanent Red Kit (For Alk-Phos)	PRD-15	150
	PRD500	500
AEC Chromogen/Substrate Kit	ACJ500	5,000
	ACJ999	10,000

When ordering Chromogen and Detection system kits in bulk sizes ('Bulk Kit', 'Lab Packs', 'Bulk Pack') a corresponding kit must be ordered to receive proportionate volume of reagents. Below are some examples:

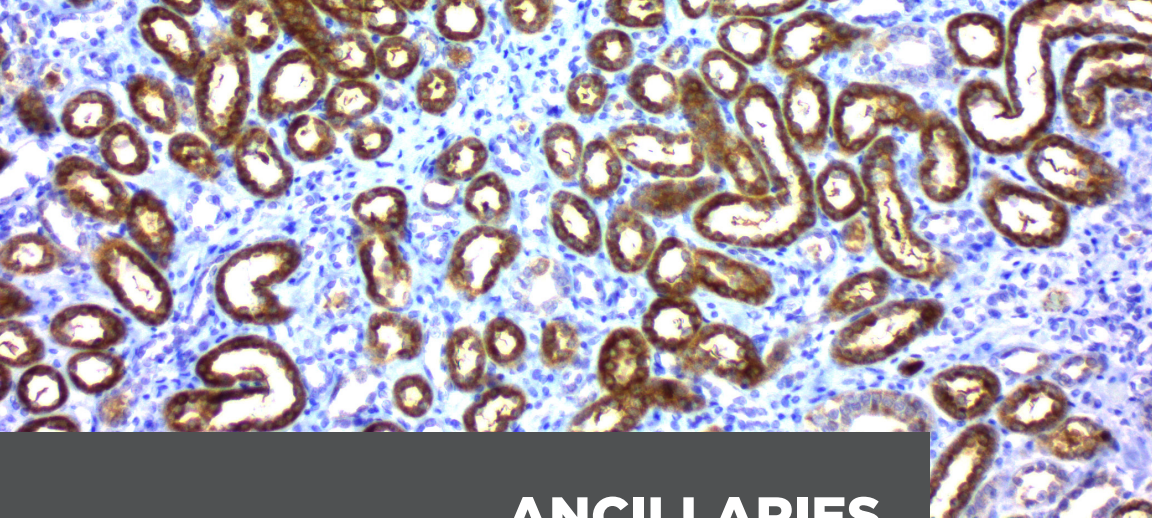
If you order:	You may also need:
AFN600	ACH500/ACT500
UHP	ACK/ACV

We also offer an IHC kit that contains the hematoxylin counterstain:

UltraTek Complete System; Anti-Polyvalent, HRP, DAB <i>Contents: Peroxide block, Super block, Link, Label, Chromogen, Hematoxylin, Bluing Reagent</i>	Item #: UCS015 UCS125
--	------------------------------------

Distributed by:

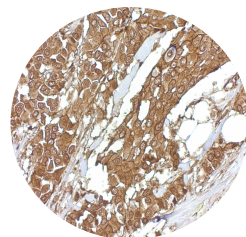
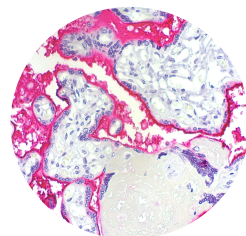
CliniSciences Group



ANCILLARIES

IHC is a complex process that requires many other dependable reagents for a successful stain. We offer nearly all of those reagents.

- Antigen retrieval – EDTA, tris, citrate, high ph, low ph
- Enzymatic retrievals – trypsin, pepsin
- Wash Buffers – tris, phosphate, economical concentrated solutions (10X to 25X), powdered
- Antibody diluents, stabilizing diluents
- Blocking solutions – peroxidase, protein, mouse, rabbit, and human
- Mounting media
- Formalin fixatives
- Marking pens, PAP pens
- Counterstains



Popular Ancillaries:

Blocking Reagents	Item code:
Peroxide Block	ACA
Super Block	AAA
Biotin Blocking Kit for Image Analysis	BBK
Human-to-Human Blocking Reagent	HTH
Rabbit-to-Rabbit Blocking Reagent	RTR

Distributed by:

CliniSciences Group

Popular Ancillaries (cont'd):

IHC Wash Buffers	Item code:
Phosphate Buffered Saline plus Tween 20 (20x) pH 7.6	PBT
Tris Buffered Saline plus Tween 20 (20x Concentrate) pH 7.4	TBT
Phosphate Buffered Saline plus Tween 20 (10x) pH 7.4	PBE
Tris Buffered Saline plus Tween 20 (10x) pH 7.5	TBE
<i>Wash buffers without Tween are also offered.</i>	

Retrieval Solutions	Item code:
Pepsin, Stabilized Solution	PSS
Trypsin Enzymatic Digestion Kit	TSS
Tris-EDTA HIER Solution (10x) pH 9.0	TES
Citrate Buffer (10x) pH 6.0	CBB
EDTA - Saline Buffer (10X Concentrate); pH 8.0	ETA
Citrate Plus (10x) HIER Solution	CPL

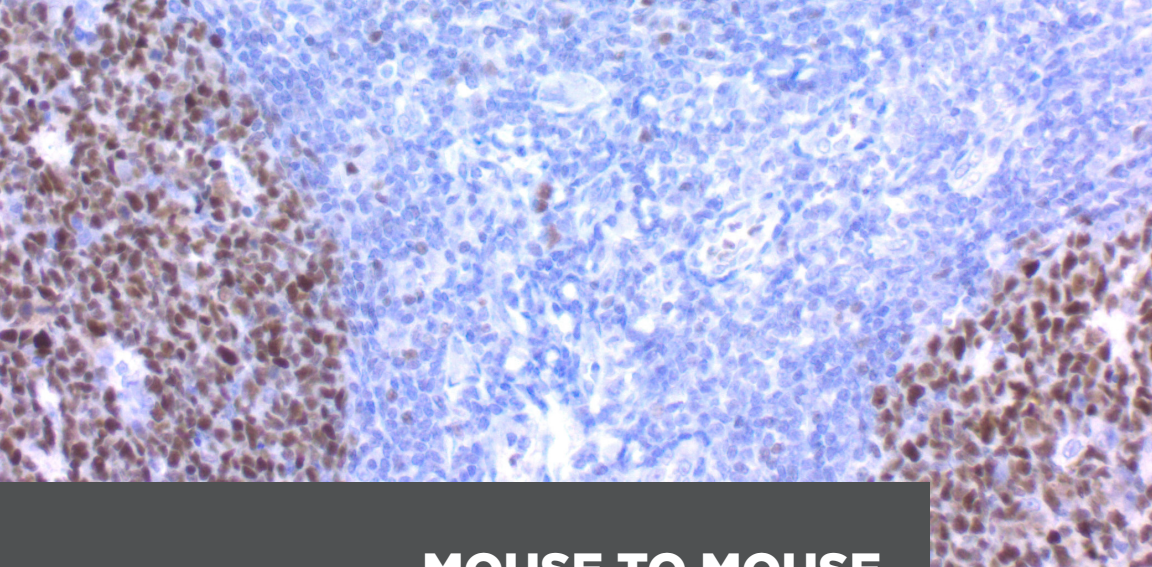
Primary Antibody Diluent	Item code:
Primary Antibody Diluent (Phosphate, Green)	APG
Primary Antibody Diluent (Tris, Green)	ATG
<i>Colorless diluent is offered as well.</i>	

Counterstaining	Item code:
Hematoxylin, Mayer's (Lillie's Modification)	HMM
Bluing Reagent	BRT
Hematoxylin and Eosin Stain Kit	HAE
Nuclear Fast Red Solution	NFS

Other	Item code:
DAB Away Kit	ACP001
DAB (Post) Enhancing Solution	DES

Distributed by:

CliniSciences Group



MOUSE TO MOUSE

ScyTek offers optimized blocking reagents of endogenous Ig, allowing for staining on tissues that are the same species as the primary antibody. Our mouse to mouse kit has been a very popular and effective option for IHC staining on mouse tissue. Offerings include:

- Entire kits containing detection systems and chromogen for either HRP or Alk phos
- Mouse, Rabbit, and Human Blocking reagents



Distributed by:

CliniSciences Group

Example of Kits Offered: ***Item Code***

Mouse to Mouse HRP (DAB) Staining System MTM001

Contents:

Peroxide Block - 1 x 8ml

Super Block - 1 x 8ml

Mouse Block - 1 x 8ml

Anti-Polyvalent - 1 x 8ml

HRP - 1 x 8ml

DAB Concentrate - 1 x 3ml

DAB Substrate Buffer - 6 x 5ml

Mouse to Mouse Alk-Phos (Permanent Red) Staining System MTM004

Contents:

Super Block - 1 x 8ml

Mouse Block - 1 x 8ml

Anti-Polyvalent - 1 x 8ml

Alk-Phos - 1 x 8ml

Permanent Red - 1 x 2ml

Permanent Red Buffer - 7 x 5ml

Mouse to Mouse HRP (AEC) Staining System MTM002

Contents:

Peroxide Block - 1 x 8ml

Super Block - 1 x 8ml

Mouse Block - 1 x 8ml

Anti-Polyvalent - 1 x 8 ml

HRP - 1 x 8ml

AEC Chromogen - 1 x 3ml

AEC Substrate Buffer - 6 x 5ml

Distributed by:

CliniSciences Group

All of ScyTek's reagents for IHC are made with high quality proteins and purification methods. All other raw materials are of ACS grade or higher and water used is verified to conform to industry standards. All batches of reagents and kits undergo a rigorous quality control procedure before release. Strict validation procedures of each reagent and kit have been developed by our scientists to ensure that results are in line with published literature and/or expected results stated on the Instructions For Use (IFU).



Technical Support:

If any results appear inconsistent with what should be expected, please contact by phone or email your local distributor

Distributed by:

CliniSciences Group

CliniSciences Group

Austria

Company: CliniSciences GmbH
Address: Sternwartestrasse 76, A-1180
Wien - Austria
Telephone: +43 720 115 580
Fax: +43 720 115 577
Email: osterreich@clinisciences.com
Web: <https://www.clinisciences.com>



Belgium

Company: CliniSciences S.R.L
Address: Avenue Stalingrad 52, 1000
Brussels - Belgium
Telephone: +32 2 31 50 800
Fax: +32 2 31 50 801
Email: belgium@clinisciences.com
Web: <https://www.clinisciences.com>



Denmark

Company: CliniSciences ApS
Address: Oesterbrogade 226, st. 1,
Copenhagen, 2100 - Denmark
Telephone: +45 89 888 349
Fax: +45 89 884 064
Email: danmark@clinisciences.com
Web: <https://www.clinisciences.com>



Finland

Company: CliniSciences ApS
Address: Oesterbrogade 226, st. 1,
Copenhagen, 2100 - Denmark
Telephone: +45 89 888 349
Fax: +45 89 884 064
Email: suomi@clinisciences.com
Web: <https://www.clinisciences.com>



France

Company: CliniSciences S.A.S
Address: 74 Rue des Suisses, 92000
Nanterre- France
Telephone: +33 9 77 40 09 09
Fax: +33 9 77 40 10 11
Email: info@clinisciences.com
Web: <https://www.clinisciences.com>



Germany

Company: Biotrend Chemikalien GmbH
Address: Wilhelm-Mausser-Str. 41-43,
50827 Köln - Germany
Telephone: +49 221 9498 320
Fax: +49 221 9498 325
Email: info@biotrend.com
Web: <https://www.biotrend.com>



Iceland

Company: CliniSciences ApS
Address: Oesterbrogade 226, st. 1,
Copenhagen, 2100 - Denmark
Telephone: +45 89 888 349
Fax: +45 89 884 064
Email: island@clinisciences.com
Web: <https://www.clinisciences.com>



Ireland

Company: CliniSciences Limited
Address: Ground Floor, 71 lower Baggot street
Dublin D02 P593 - Ireland
Telephone: +353 1 6971 146
Fax: +353 1 6971 147
Email: ireland@clinisciences.com
Web: <https://www.clinisciences.com>



Italy

Company: CliniSciences S.r.l
Address: Via Maremmana inferiore 378
Roma 00012 Guidonia Montecelio - Italy
Telephone: +39 06 94 80 56 71
Fax: +39 06 94 80 00 21
Email: italia@clinisciences.com
Web: <https://www.clinisciences.com>



Netherlands

Company: CliniSciences B.V.
Address: Krajenhoffstraat 137A,
1018RG Amsterdam, Netherlands
Telephone: +31 85 2082 351
Fax: +31 85 2082 353
Email: nederland@clinisciences.com
Web: <https://www.clinisciences.com>



Norway

Company: CliniSciences ApS
Address: Oesterbrogade 226, st. 1,
Copenhagen, 2100 - Denmark
Telephone: +45 89 888 349
Fax: +45 89 884 064
Email: norge@clinisciences.com
Web: <https://www.clinisciences.com>



Poland

Company: CliniSciences sp.z.o.o.
Address: ul. Rotmistrza Witolda Pileckiego 67
lok. 200 - 02-781 Warszawa -Poland
Telephone: +48 22 307 0535
Fax: +48 22 307 0532
Email: polska@clinisciences.com
Web: <https://www.clinisciences.com>



Portugal

Company: Quimigen Unipessoal LDA
Address: Rua Almada Negreiros, Lote 5, Loja 14,
2615-275 Alverca Do Ribatejo - Portugal
Telephone: +351 30 8808 050
Fax: +351 30 8808 052
Email: info@quimigen.com
Web: <https://www.quimigen.pt>



Spain

Company: CliniSciences Lab Solutions
Address: C/ Hermanos del Moral 13
(Bajo E), 28019, Madrid - Spain
Telephone: +34 91 269 40 65
Fax: +34 91 269 40 74
Email: espana@clinisciences.com
Web: <https://www.clinisciences.com>



Sweden

Company: CliniSciences ApS
Address: Oesterbrogade 226, st. 1,
Copenhagen, 2100 - Denmark
Telephone: +45 89 888 349
Fax: +45 89 884 064
Email: sverige@clinisciences.com
Web: <https://www.clinisciences.com>



Switzerland

Company: CliniSciences Limited
Address: Marktgasse 18 8302 Kloten -
Switzerland
Telephone: +41 (044) 805 76 81
Fax: +41 (044) 805 76 75
Email: switzerland@clinisciences.com
Web: <https://www.clinisciences.com>



UK

Company: CliniSciences Limited
Address: 11 Progress Business center, Whittle
Parkway, SL1 6DQ Slough- United Kingdom
Telephone: +44 (0)1753 866 511
or +44 (0) 330 684 0982
Fax: +44 (0)1753 208 899
Email: uk@clinisciences.com
Web: <https://www.clinisciences.com>



USA

Company: Biotrend Chemicals LLC
Address: c/o Carr Riggs Ingram,
500 Grand Boulevard, Suite 210 Miramar
Beach, FL 32550- USA
Telephone: +1 850 650 7790
Fax: +1 850 650 4383
Email: info@biotrend-usa.com
Web: <https://www.biotrend-usa.com>

