

RP02635

Leader in Biomolecular Solutions for Life Science



Recombinant Cynomolgus IL-17F Protein

Catalog No.: RP02635 **Recombinant**

Sequence Information

Species HEK293 cells
Gene ID 102118959
Swiss Prot G7P4V0-1

Tags

C-His

Synonyms

Cytokine ML-1; IL17F; IL-17F; IL24;
IL-24; CANDF6; IL-17F; ML1

Product Information

Source	Purification
HEK293 cells	> 95% as determined by Tris-Bis PAGE ; > 95% as determined by HPLC

Endotoxin

Less than 1EU per µg by the LAL method.

Formulation

Reconstitution

Centrifuge the tube before opening.
Reconstitute to a concentration of 0.1-0.5 mg/mL in sterile distilled water. Avoid vortex or vigorously pipetting the protein. For long term storage, it is recommended to add a carrier protein or stabilizer (e.g. 0.1% BSA, 5% HSA, 10% FBS or 5% Trehalose), and aliquot the reconstituted protein solution to minimize free-thaw cycles.

Contact



www.abclonal.com

Background

The Interleukin 17 (IL-17) family proteins, comprising six members (IL-17A through IL-17F), are secreted, structurally related proteins that share a conserved cystine-knot fold near the C-terminus, but have considerable sequence divergence at the N-terminus. IL-17F is ligand for IL17RA and IL17RC. The heterodimer formed by IL17A and IL17F is a ligand for the heterodimeric complex formed by IL17RA and IL17RC. Involved in stimulating the production of other cytokines such as IL6, IL8 and CSF2, and in regulation of cartilage matrix turnover.

Basic Information

Description

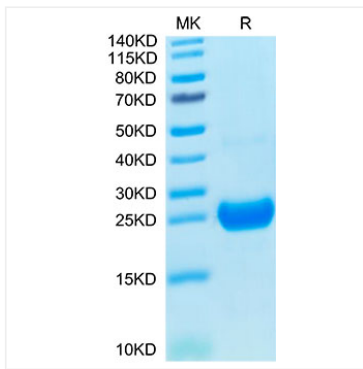
Recombinant Cynomolgus IL-17F Protein is expressed from Expi293 with His tag at the C-terminal. ; It contains Arg31-Gln163.

Bio-Activity

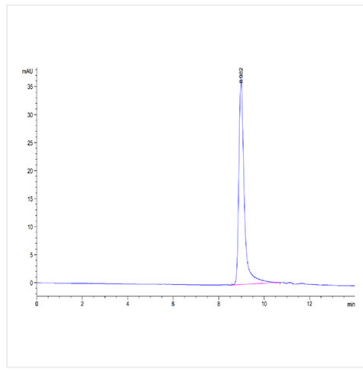
Storage

Store at -20°C. Store the lyophilized protein at -20°C to -80 °C up to 1 year from the date of receipt.
After reconstitution, the protein solution is stable at -20°C for 3 months, at 2-8°C for up to 1 week. Avoid repeated freeze/thaw cycles.

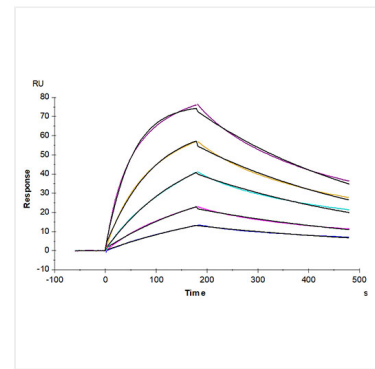
Validation Data



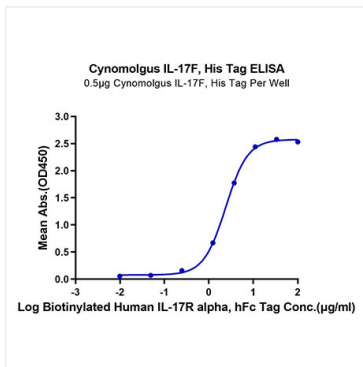
Cynomolgus IL-17F on Tris-Bis PAGE under reduced condition. The purity is greater than 95%.



The purity of Cynomolgus IL-17F is greater than 95% as determined by SEC-HPLC.



Human IL-17R alpha, hFc Tag captured on CM5 Chip via Protein A can bind Cynomolgus IL-17F, His Tag with an affinity constant of 0.13 μM as determined in SPR assay (Biacore T200).



Immobilized Cynomolgus IL-17F, His Tag at 5 $\mu\text{g}/\text{ml}$ (100 $\mu\text{l}/\text{well}$) on the plate. Dose response curve for Biotinylated Human IL-17R alpha, hFc Tag with the EC_{50} of 2.4 $\mu\text{g}/\text{ml}$ determined by ELISA.